

**VICTORIAN
MOTORCYCLE WRECKERS**

Feb 27th - Mar 1st 2009 Phillip Island, Australia
SUPPORT CLASS RESULTS

**AUSTRALIAN SUPERSPORT
Race 2 (ASBK - Round 1 - Race 1)**

Date: 28/02/09
Event: R09
Weather: Cloudy & windy - Temp: 17.5C
Track: Dry - Temp: 28.5C

Started at: 17:31:38
Laps: 8
Starters: 29
Printed at: 17:49

PROVISIONAL RESULTS

Pos	No	Gr	Rider	Machine	Laps	Race Time	Behind	Fastest Lap	On Lap
1	99	A	Judd GREEDY (QLD)	Suzuki GSX-R	8	12:59.406		1:36.406	7
2	67	A	Bryan STARING (VIC) / Yamaha Racing Team	Yamaha YZF-R6	8	12:59.460	.054	1:36.077	3
3	1	A	Jamie STAUFFER (VIC) / Yamaha Racing Team	Yamaha YZF-R6	8	13:00.075	.669	1:36.354	4
4	12	A	Ben ATTARD (NSW) / Kawasaki Racing Team	Kawasaki ZX6R	8	13:07.761	8.355	1:37.039	3
5	16	A	Christan CASELLA (VIC) / Yamaha Racing Team	Yamaha YZF-R6	8	13:11.190	11.784	1:37.744	2
6	18	B	Troy HERFOSS (VIC) / Team Joe Rocket Suzuki	Suzuki GSX-R	8	13:11.380	11.974	1:37.959	3
7	38	A	Scott CHARLTON (VIC) / Yamaha Racing Team	Yamaha YZF-R6	8	13:11.952	12.546	1:37.953	2
8	20	A	Cameron KEEVERS (WA)	Yamaha YZF-R6	8	13:16.120	16.714	1:38.133	4
9	51	A	Dustin GOLDSMITH (NSW)	Yamaha YZF-R6	8	13:24.842	25.436	1:39.424	7
10	92	C	Jake HORNE (QLD) / Motologic Racing	Honda CBR RR	8	13:24.980	25.574	1:39.099	3
11	82	A	Chris QUINN (NSW) / The Channon General Store	Yamaha YZF-R6	8	13:25.241	25.835	1:39.051	6
12	24	B	Chas HERN (VIC)	Suzuki GSX-R	8	13:26.162	26.756	1:39.106	3
13	25	B	Brodie WATERS (VIC)	Honda CBR RR	8	13:26.176	26.770	1:39.359	2
14	60	A	Ben BURKE (NSW)	Yamaha YZF-R6	8	13:33.503	34.097	1:39.642	8
15	58	A	Anthony QUINN (NSW) / The Channon General Store	Yamaha YZF-R6	8	13:33.513	34.107	1:39.464	4
16	88	C	Kris McLAREN (VIC) / Motologic Racing	Honda CBR RR	8	13:33.813	34.407	1:39.222	8
17	71	A	Jed METCHER (VIC)	Yamaha YZF-R6	8	13:36.748	37.342	1:39.853	7
18	19	B	Scott YATES (NSW)	Yamaha YZF-R6	8	13:40.833	41.427	1:40.913	4
19	44	B	Jackson LEIGH-SMITH (QLD)	Yamaha YZF-R6	8	13:44.188	44.782	1:41.406	3
20	50	B	Tim COWIE (ACT)	Yamaha YZF-R6	8	13:47.358	47.952	1:41.701	7
21	17	B	Sam HEATH (QLD)	Honda CBR RR	8	13:47.369	47.963	1:41.085	8
22	11	B	Scott CHRISTIE (SA) / Race Bike Services	Yamaha YZF-R6	8	14:01.432	1:02.026	1:43.815	4
23	91	B	Darren SCIBERRAS (VIC)	Honda CBR RR	8	14:05.841	1:06.435	1:40.670	5
24	15	C	Mike MURRAY (VIC)	Yamaha YZF-R6	8	14:27.276	1:27.870	1:45.141	7
25	23	C	Mathew FYFFE (NSW)	Suzuki GSX-R	8	14:37.519	1:38.113	1:48.368	8
26	45	B	Andrew CORISH (NSW)	Yamaha YZF-R6	7	13:29.539	1 Lap	1:46.380	6
DNF	29	A	Jarradd CURRAN (NSW)	Suzuki GSX-R	7	11:54.493	1 Lap	1:39.749	5
DNF	46	B	Beau MCKENZIE (QLD)	Yamaha YZF-R6	3	5:14.655	5 Laps	1:42.145	2
DNF	77	B	Adam SENIOR (WA)	Honda CBR RR	0		8 Laps		
DNS	35	A	Mitchell CARR (NSW)	Suzuki GSX-R					

Fastest Lap was 1:36.077 by Bryan STARING (VIC)

Current race record for SS class - 1:35.822 by Jamie STAUFFER (VIC) on a Yamaha YZF R6 set on 01/03/08

The results are provisional until the end of the time limit for protests and appeals.

.....
Chief Time Keeper - Scott Laing

.....
Clerk of Course - Peter Smith

Computime Race Timing Systems Pty Ltd © 1996-2008



Licensed to Computime Race Timing Systems

www.computime.com.au

COMPUTIME RACE TIMING SYSTEMS PTY LTD

9 Timber Lane, Glen Waverley, Vic 3150. Ph : (03) 9803-7110

E-mail : scott@computime.com.au





VICTORIAN MOTORCYCLE WRECKERS

Feb 27th - Mar 1st 2009 Phillip Island, Australia
SUPPORT CLASS RESULTS

AUSTRALIAN SUPERSPORT

Race 2 (ASBK - Round 1 - Race 1)

Date: 28/02/09
Event: R09
Weather: Cloudy & windy - Temp: 17.5C
Track: Dry - Temp: 28.5C

Started at: 17:31:38
Laps: 8
Starters: 29
Printed at: 17:49

PROVISIONAL LAP TIMES

No	Name	Lap 1	Lap 2	Lap 3	Lap 4	Lap 5	Lap 6	Lap 7	Lap 8
1	Jamie STAUFFER (VIC)	1:42.374	1:36.750	1:37.025	1:36.354	1:37.416	1:36.635	1:36.533	1:36.988
11	Scott CHRISTIE (SA)	1:51.990	1:44.892	1:44.328	1:43.815	1:43.921	1:44.117	1:44.289	1:44.080
12	Ben ATTARD (NSW)	1:43.316	1:37.459	1:37.039	1:37.111	1:37.656	1:38.058	1:38.365	1:38.757
15	Mike MURRAY (VIC)	1:56.188	1:46.684	1:46.417	1:46.255	1:45.892	1:45.879	1:45.141	1:54.820
16	Christan CASELLA (VIC)	1:44.599	1:37.744	1:37.866	1:38.644	1:37.820	1:37.995	1:38.138	1:38.384
17	Sam HEATH (QLD)	1:52.340	1:42.791	1:42.421	1:41.729	1:42.145	1:42.049	1:42.809	1:41.085
18	Troy HERFOSS (VIC)	1:44.126	1:37.990	1:37.959	1:38.253	1:38.267	1:38.150	1:38.375	1:38.260
19	Scott YATES (NSW)	1:50.227	1:41.987	1:41.097	1:40.913	1:41.313	1:41.796	1:41.525	1:41.975
20	Cameron KEEVERS (WA)	1:45.273	1:38.246	1:38.321	1:38.133	1:38.359	1:38.286	1:39.591	1:39.911
23	Mathew FYFFE (NSW)	1:55.923	1:48.853	1:49.173	1:48.761	1:48.654	1:49.117	1:48.670	1:48.368
24	Chas HERN (VIC)	1:47.722	1:39.589	1:39.106	1:39.707	1:40.147	1:39.811	1:39.390	1:40.690
25	Brodie WATERS (VIC)	1:46.592	1:39.359	1:39.762	1:39.953	1:40.519	1:39.475	1:39.795	1:40.721
29	Jarradd CURRAN (NSW)	1:47.571	1:46.151	1:40.181	1:40.391	1:39.749	1:40.475	1:39.975	
38	Scott CHARLTON (VIC)	1:44.093	1:37.953	1:38.002	1:38.234	1:38.274	1:38.637	1:38.372	1:38.387
44	Jackson LEIGH-SMITH (QLD)	1:51.740	1:42.388	1:41.406	1:41.501	1:41.440	1:41.906	1:42.177	1:41.630
45	Andrew CORISH (NSW)	2:23.602	2:09.924	1:47.129	1:47.119	1:47.601	1:46.380	1:47.784	
46	Beau McKENZIE (QLD)	1:50.145	1:42.145	1:42.365					
50	Tim COWIE (ACT)	1:51.683	1:43.148	1:42.502	1:42.482	1:41.973	1:41.856	1:41.701	1:42.013
51	Dustin GOLDSMITH (NSW)	1:46.366	1:39.678	1:40.333	1:39.683	1:39.929	1:39.572	1:39.424	1:39.857
58	Anthony QUINN (NSW)	1:50.180	1:40.532	1:40.943	1:39.464	1:40.495	1:40.596	1:40.401	1:40.902
60	Ben BURKE (NSW)	1:48.940	1:41.698	1:41.446	1:41.430	1:40.250	1:40.001	1:40.096	1:39.642
67	Bryan STARING (VIC)	1:43.358	1:37.411	1:36.077	1:36.151	1:36.893	1:36.520	1:36.293	1:36.757
71	Jed METCHER (VIC)	1:48.949	1:41.059	1:45.600	1:40.387	1:40.202	1:40.218	1:39.853	1:40.480
82	Chris QUINN (NSW)	1:47.153	1:39.089	1:39.869	1:39.708	1:40.240	1:39.051	1:40.112	1:40.019
88	Kris McLAREN (VIC)	1:49.687	1:40.942	1:41.459	1:41.087	1:40.363	1:41.051	1:40.002	1:39.222
91	Darren SCIBERRAS (VIC)	1:49.593	1:40.949	1:41.493	1:41.083	1:40.670	2:04.072	1:43.961	1:44.020
92	Jake HORNE (QLD)	1:48.138	1:39.517	1:39.099	1:40.118	1:39.391	1:39.410	1:39.321	1:39.986
99	Judd GREEDY (QLD)	1:42.605	1:36.630	1:36.775	1:36.557	1:37.105	1:36.660	1:36.406	1:36.668

The results are provisional until the end of the time limit for protests and appeals.

Chief Time Keeper - Scott Laing

Clerk of Course - Peter Smith

Computime Race Timing Systems Pty Ltd © 1996-2008



Licensed to Computime Race Timing Systems

www.computime.com.au

COMPUTIME RACE TIMING SYSTEMS PTY LTD

9 Timber Lane, Glen Waverley, Vic 3150. Ph : (03) 9803-7110

E-mail : scott@computime.com.au





**VICTORIAN
MOTORCYCLE WRECKERS**

Feb 27th - Mar 1st 2009 Phillip Island, Australia
SUPPORT CLASS RESULTS
AUSTRALIAN SUPERSPORT
Race 2 (ASBK - Round 1 - Race 1)

Date: 28/02/09
Event: R09
Weather: Cloudy & windy - Temp: 17.5C
Track: Dry - Temp: 28.5C

Started at: 17:31:38
Laps: 8
Starters: 29
Printed at: 17:49

PROVISIONAL FASTEST LAPS SEQUENCE

Lap	Race Pos	No	Rider	Machine	Fastest Lap	On Lap
1	1	1	Jamie STAUFFER (VIC)	Yamaha YZF-R6	1:42.374	1
2	1	1	Jamie STAUFFER (VIC)	Yamaha YZF-R6	1:36.750	2
2	2	99	Judd GREEDY (QLD)	Suzuki GSX-R	1:36.630	2
3	3	67	Bryan STARING (VIC)	Yamaha YZF-R6	1:36.077	3

The results are provisional until the end of the time limit for protests and appeals.

Scott Laing
.....
Chief Time Keeper - Scott Laing

Peter Smith
.....
Clerk of Course - Peter Smith

Computime Race Timing Systems Pty Ltd © 1996-2008



Licensed to Computime Race Timing Systems


www.computime.com.au

COMPUTIME RACE TIMING SYSTEMS PTY LTD

9 Timber Lane, Glen Waverley, Vic 3150. Ph : (03) 9803-7110

E-mail : scott@computime.com.au





VICTORIAN MOTORCYCLE WRECKERS

Feb 27th - Mar 1st 2009 Phillip Island, Australia **SUPPORT CLASS RESULTS**

AUSTRALIAN SUPERSPORT

Race 2 (ASBK - Round 1 - Race 1)

Date: 28/02/09
Event: R09
Weather: Cloudy & windy - Temp: 17.5C
Track: Dry - Temp: 28.5C

Started at: 17:31:38
Laps: 8
Starters: 29
Printed at: 17:49

PROVISIONAL SPLIT TIMES

Lap	Split 1	Split 2	Lap Time	Lap	Split 1	Split 2	Lap Time
1 Jamie STAUFFER (VIC) (3rd)				38 Scott CHARLTON (VIC) (7th)			
1	56.342	45.383	1:41.725	1	55.999	46.044	1:42.043
2	51.397	45.353	1:36.750	2	51.895	46.058	1:37.953
3	51.715	45.310	1:37.025	3	52.050	45.952	1:38.002
4	51.182	45.172	1:36.354	4	51.934	46.300	1:38.234
5	52.247	45.169	1:37.416	5	52.155	46.119	1:38.274
6	51.372	45.263	1:36.635	6	52.506	46.131	1:38.637
7	51.365	45.168	1:36.533	7	52.321	46.051	1:38.372
8	51.210	45.778	1:36.988	8	52.077	46.310	1:38.387
11 Scott CHRISTIE (SA) (22th)				44 Jackson LEIGH-SMITH (QLD) (19th)			
1	59.695	48.185	1:47.880	1	59.252	48.632	1:47.884
2	55.581	49.311	1:44.892	2	54.168	48.220	1:42.388
3	55.422	48.906	1:44.328	3	53.800	47.606	1:41.406
4	55.479	48.336	1:43.815	4	54.098	47.403	1:41.501
5	55.540	48.381	1:43.921	5	53.791	47.649	1:41.440
6	55.501	48.616	1:44.117	6	54.022	47.884	1:41.906
7	55.387	48.902	1:44.289	7	54.341	47.836	1:42.177
8	55.453	48.627	1:44.080	8	54.002	47.628	1:41.630
12 Ben ATTARD (NSW) (4th)				45 Andrew CORISH (NSW) (27th)			
1	55.912	45.618	1:41.530	1	1:28.229	51.190	2:19.419
2	51.772	45.687	1:37.459	2	1:19.266	50.658	2:09.924
3	51.443	45.596	1:37.039	3	57.571	49.558	1:47.129
4	51.448	45.663	1:37.111	4	57.086	50.033	1:47.119
5	51.736	45.920	1:37.656	5	57.875	49.726	1:47.601
6	52.115	45.943	1:38.058	6	56.656	49.724	1:46.380
7	52.185	46.180	1:38.365	7	57.618	50.166	1:47.784
8	52.488	46.269	1:38.757	46 Beau MCKENZIE (QLD) (28th)			
15 Mike MURRAY (VIC) (24th)				1	57.797	47.857	1:45.654
1	1:01.595	49.811	1:51.406	2	53.943	48.202	1:42.145
2	57.043	49.641	1:46.684	3	54.378	47.987	1:42.365
3	56.831	49.586	1:46.417	50 Tim COWIE (ACT) (20th)			
4	56.914	49.341	1:46.255	1	59.409	48.246	1:47.655
5	56.678	49.214	1:45.892	2	55.210	47.988	1:43.198
6	56.478	49.401	1:45.879	<i>(Handwritten signatures and scribbles)</i>			

Chief Time Keeper - Scott Laing

Clerk of Course - Peter Smith

Computime Race Timing Systems Pty Ltd © 1996-2008



Licensed to Computime Race Timing Systems


www.computime.com.au

COMPUTIME RACE TIMING SYSTEMS PTY LTD

9 Timber Lane, Glen Waverley, Vic 3150. Ph : (03) 9803-7110

E-mail : scott@computime.com.au





VICTORIAN MOTORCYCLE WRECKERS

SUPPORT CLASS RESULTS

AUSTRALIAN SUPERSPORT

Race 2 (ASBK - Round 1 - Race 1)

Date: 28/02/09
Event: R09
Weather: Cloudy & windy - Temp: 17.5C
Track: Dry - Temp: 28.5C

Started at: 17:31:38
Laps: 8
Starters: 29
Printed at: 17:49

PROVISIONAL SPLIT TIMES

Lap	Split 1	Split 2	Lap Time	Lap	Split 1	Split 2	Lap Time
7	<u>55.960</u>	<u>49.181</u>	<u>1:45.141</u>	3	54.752	47.750	1:42.502
8	1:04.332	50.488	1:54.820	4	54.940	47.542	1:42.482
16 Christan CASELLA (VIC) (5th)				5	54.582	47.391	1:41.973
1	56.176	45.876	1:42.052	6	54.536	47.320	1:41.856
2	<u>51.810</u>	45.934	<u>1:37.744</u>	7	54.438	<u>47.263</u>	<u>1:41.701</u>
3	51.978	45.888	1:37.866	8	<u>54.421</u>	47.592	1:42.013
4	52.806	45.838	1:38.644	51 Dustin GOLDSMITH (NSW) (9th)			
5	52.018	<u>45.802</u>	1:37.820	1	56.867	46.649	1:43.516
6	51.858	46.137	1:37.995	2	52.613	47.065	1:39.678
7	52.198	45.940	1:38.138	3	53.364	46.969	1:40.333
8	52.266	46.118	1:38.384	4	52.912	46.771	1:39.683
17 Sam HEATH (QLD) (21th)				5	52.954	46.975	1:39.929
1	1:00.034	47.978	1:48.012	6	53.072	<u>46.500</u>	1:39.572
2	54.685	48.106	1:42.791	7	<u>52.566</u>	46.858	<u>1:39.424</u>
3	54.713	47.708	1:42.421	8	53.109	46.748	1:39.857
4	53.987	47.742	1:41.729	58 Anthony QUINN (NSW) (15th)			
5	54.205	47.940	1:42.145	1	59.594	47.519	1:47.113
6	54.469	47.580	1:42.049	2	53.283	47.249	1:40.532
7	55.065	47.744	1:42.809	3	53.607	47.336	1:40.943
8	<u>53.964</u>	<u>47.121</u>	<u>1:41.085</u>	4	<u>52.684</u>	<u>46.780</u>	<u>1:39.464</u>
18 Troy HERFOSS (VIC) (6th)				5	53.483	47.012	1:40.495
1	56.493	<u>45.861</u>	1:42.354	6	53.283	47.313	1:40.596
2	51.980	46.010	1:37.990	7	53.410	46.991	1:40.401
3	<u>51.745</u>	46.214	<u>1:37.959</u>	8	53.323	47.579	1:40.902
4	52.203	46.050	1:38.253	60 Ben BURKE (NSW) (14th)			
5	52.301	45.966	1:38.267	1	57.806	47.589	1:45.395
6	52.175	45.975	1:38.150	2	54.408	47.290	1:41.698
7	52.314	46.061	1:38.375	3	54.075	47.371	1:41.446
8	52.095	46.165	1:38.260	4	54.047	47.383	1:41.430
19 Scott YATES (NSW) (18th)				5	53.563	46.687	1:40.250
1	58.770	47.764	1:46.534	6	53.142	46.859	1:40.001
2	54.146	47.841	1:41.987	7	<u>53.067</u>	47.029	1:40.096
3	53.884	<u>47.213</u>	<u>1:41.097</u>	8	53.243	<u>46.399</u>	<u>1:39.642</u>

Chief Time Keeper - Scott Laing

Clerk of Course - Peter Smith

Computime Race Timing Systems Pty Ltd © 1996-2008



Licensed to Computime Race Timing Systems

www.computime.com.au

COMPUTIME RACE TIMING SYSTEMS PTY LTD

9 Timber Lane, Glen Waverley, Vic 3150. Ph : (03) 9803-7110

E-mail : scott@computime.com.au





VICTORIAN MOTORCYCLE WRECKERS

Feb 27th - Mar 1st 2009 Phillip Island, Australia **SUPPORT CLASS RESULTS** AUSTRALIAN SUPERSPORT Race 2 (ASBK - Round 1 - Race 1)

Date: 28/02/09
Event: R09
Weather: Cloudy & windy - Temp: 17.5C
Track: Dry - Temp: 28.5C


Started at: 17:31:38
Laps: 8
Starters: 29
Printed at: 17:49

PROVISIONAL SPLIT TIMES

Lap	Split 1	Split 2	Lap Time	Lap	Split 1	Split 2	Lap Time
4	53.509	47.404	1:40.913	67 Bryan STARING (VIC) (2nd)			
5	53.558	47.755	1:41.313	1	56.209	45.540	1:41.749
6	54.284	47.512	1:41.796	2	51.807	45.604	1:37.411
7	53.919	47.606	1:41.525	3	51.020	45.057	1:36.077
8	54.121	47.854	1:41.975	4	51.006	45.145	1:36.151
20 Cameron KEEVERS (WA) (8th)				5	51.497	45.396	1:36.893
1	56.659	46.275	1:42.934	6	51.282	45.238	1:36.520
2	51.992	46.254	1:38.246	7	51.086	45.207	1:36.293
3	52.294	46.027	1:38.321	8	51.420	45.337	1:36.757
4	52.172	45.961	1:38.133	71 Jed METCHER (VIC) (17th)			
5	52.286	46.073	1:38.359	1	58.331	47.245	1:45.576
6	52.180	46.106	1:38.286	2	53.567	47.492	1:41.059
7	53.083	46.508	1:39.591	3	58.217	47.383	1:45.600
8	53.165	46.746	1:39.911	4	53.087	47.300	1:40.387
23 Mathew FYFFE (NSW) (25th)				5	52.920	47.282	1:40.202
1	1:00.755	50.341	1:51.096	6	52.956	47.262	1:40.218
2	58.285	50.568	1:48.853	7	52.951	46.902	1:39.853
3	58.334	50.839	1:49.173	8	52.998	47.482	1:40.480
4	58.000	50.761	1:48.761	82 Chris QUINN (NSW) (11th)			
5	58.053	50.601	1:48.654	1	57.904	46.666	1:44.570
6	58.166	50.951	1:49.117	2	52.680	46.409	1:39.089
7	58.053	50.617	1:48.670	3	53.337	46.532	1:39.869
8	57.814	50.554	1:48.368	4	52.856	46.852	1:39.708
24 Chas HERN (VIC) (12th)				5	53.355	46.885	1:40.240
1	58.143	46.955	1:45.098	6	52.579	46.472	1:39.051
2	52.772	46.817	1:39.589	7	53.327	46.785	1:40.112
3	52.857	46.249	1:39.106	8	53.612	46.407	1:40.019
4	52.988	46.719	1:39.707	88 Kris McLAREN (VIC) (16th)			
5	53.302	46.845	1:40.147	1	58.703	47.561	1:46.264
6	53.279	46.532	1:39.811	2	53.348	47.594	1:40.942
7	52.691	46.699	1:39.390	3	53.767	47.692	1:41.459
8	53.941	46.749	1:40.690	4	53.882	47.205	1:41.087
25 Brodie WATERS (VIC) (13th)				5	53.065	47.298	1:40.363
				6	53.889	47.162	1:41.051

Chief Time Keeper - Scott Laing

Clerk of Course - Peter Smith



Computime Race Timing Systems Pty Ltd © 1996-2008


Licensed to Computime Race Timing Systems

www.computime.com.au

COMPUTIME RACE TIMING SYSTEMS PTY LTD

9 Timber Lane, Glen Waverley, Vic 3150. Ph : (03) 9803-7110

E-mail : scott@computime.com.au





VICTORIAN MOTORCYCLE WRECKERS

Feb 27th - Mar 1st 2009 Phillip Island, Australia
SUPPORT CLASS RESULTS

AUSTRALIAN SUPERSPORT
Race 2 (ASBK - Round 1 - Race 1)

Date: 28/02/09
Event: R09
Weather: Cloudy & windy - Temp: 17.5C
Track: Dry - Temp: 28.5C

Started at: 17:31:38
Laps: 8
Starters: 29
Printed at: 17:49

PROVISIONAL SPLIT TIMES

Lap	Split 1	Split 2	Lap Time	Lap	Split 1	Split 2	Lap Time
1	57.226	46.728	1:43.954	7	53.200	46.802	1:40.002
2	52.506	46.853	1:39.359	8	52.946	46.276	1:39.222
3	53.054	46.708	1:39.762	91 Darren SCIBERRAS (VIC) (23th)			
4	53.050	46.903	1:39.953	1	57.772	48.013	1:45.785
5	53.650	46.869	1:40.519	2	53.238	47.711	1:40.949
6	52.928	46.547	1:39.475	3	53.662	47.831	1:41.493
7	52.970	46.825	1:39.795	4	53.864	47.219	1:41.083
8	54.064	46.657	1:40.721	5	53.535	47.135	1:40.670
29 Jarradd CURRAN (NSW) (26th)				6	1:15.305	48.767	2:04.072
1	57.243	47.164	1:44.407	7	54.901	49.060	1:43.961
2	58.764	47.387	1:46.151	8	55.042	48.978	1:44.020
3	53.455	46.726	1:40.181	92 Jake HORNE (QLD) (10th)			
4	53.379	47.012	1:40.391	1	57.982	46.799	1:44.781
5	53.123	46.626	1:39.749	2	52.908	46.609	1:39.517
6	53.884	46.591	1:40.475	3	52.845	46.254	1:39.099
7	52.931	47.044	1:39.975	4	52.899	47.219	1:40.118
				5	52.733	46.658	1:39.391
				6	53.118	46.292	1:39.410
				7	52.501	46.820	1:39.321
				8	53.173	46.813	1:39.986
				99 Judd GREEDY (QLD) (1st)			
				1	56.108	45.171	1:41.279
				2	51.388	45.242	1:36.630
				3	51.338	45.437	1:36.775
				4	51.539	45.018	1:36.557
				5	51.753	45.352	1:37.105
				6	51.182	45.478	1:36.660
				7	51.305	45.101	1:36.406
				8	51.158	45.510	1:36.668

The results are provisional until the end of the time limit for protests and appeals.

Chief Time Keeper - Scott Laing

Clerk of Course - Peter Smith

Computime Race Timing Systems Pty Ltd © 1996-2008



Licensed to Computime Race Timing Systems

www.computime.com.au

COMPUTIME RACE TIMING SYSTEMS PTY LTD

9 Timber Lane, Glen Waverley, Vic 3150. Ph : (03) 9803-7110

E-mail : scott@computime.com.au





**VICTORIAN
MOTORCYCLE WRECKERS**

Feb 27th - Mar 1st 2009 Phillip Island, Australia
SUPPORT CLASS RESULTS

**AUSTRALIAN SUPERSPORT
Race 2 (ASBK - Round 1 - Race 1)**

Date: 28/02/09
Event: R09
Weather: Cloudy & windy - Temp: 17.5C
Track: Dry - Temp: 28.5C

Started at: 17:31:38
Laps: 8
Starters: 29
Printed at: 17:49

PROVISIONAL LAP CHART

Grid	1	2	3	4	5	6	7	8
1	1	1	99	1	99	99	67	99
99	99	99	1	99	67	67	99	67
67	12	67	67	67	1	1	1	1
18	67	12	12	12	12	12	12	12
12	38	38	38	38	38	16	16	16
38	18	18	18	18	18	18	18	18
20	16	16	16	16	16	38	38	38
35	20	20	20	20	20	20	20	20
16	51	25	25	25	51	82	51	51
82	25	51	82	82	82	51	92	92
25	82	82	51	51	25	25	82	82
24	29	24	24	24	92	92	25	24
51	24	92	92	92	24	24	24	25
58	92	71	58	58	58	58	58	60
71	60	91	91	91	88	60	60	58
29	71	88	60	88	60	29	29	88
92	91	60	88	60	91	88	88	71
88	88	58	19	19	29	71	71	19
44	46	19	29	29	19	19	19	44
77	58	46	46	71	71	44	44	50
60	19	29	44	44	44	17	50	17
19	50	44	71	17	17	50	17	11
91	44	50	50	50	50	11	11	91
50	11	17	17	11	11	91	91	15
11	17	11	11	15	15	15	15	23
17	23	15	15	23	23	23	23	
15	15	23	23	45	45	45	45	
46	45	45	45					
45								
23								

The results are provisional until the end of the time limit for protests and appeals.

Scott Laing
Chief Time Keeper - Scott Laing

Peter Smith
Clerk of Course - Peter Smith

Computime Race Timing Systems Pty Ltd © 1996-2008

Licensed to Computime Race Timing Systems

www.computime.com.au

COMPUTIME RACE TIMING SYSTEMS PTY LTD

9 Timber Lane, Glen Waverley, Vic 3150. Ph : (03) 9803-7110

E-mail : scott@computime.com.au

